

Aquece Rio International Taekwondo Tournament

20 - 21 February 2016



Dear friends in sport,



As Executive Director of the Rio 2016 Organising Committee for the Olympic and Paralympic Games, it is my pleasure to invite you to join us on our test event journey.

Test events are a vital part of an organising committee's preparations, allowing us to ensure our readiness and fine-tune the venues that will host the competitions in 2016. We also recognise that these events are very important in their own right, and our aim is to deliver technically excellent competitions.

An important commitment made by Rio 2016 is to help grow the Olympic Movement in South America, and these events will provide a fantastic stage to engage the local population in Olympic sport. It will be a great opportunity to familiarise many more people with taekwondo and to motivate some to take it up themselves.

The transformative power of sport is a central theme of the Rio 2016 project, with a particular emphasis on inspiring young people. With this in mind, we expect that the test event programme will provide unforgettable experiences for thousands, and will be a crucial stepping stone for some on their path to Olympic glory.

On behalf of Rio 2016, I would like to thank all the federations for the spirit of partnership they have displayed, for the confidence they have placed in us, and their help in promoting these events.

Agberto Guimarães

Executive Director of Sport and Paralympic Integration

Rio 2016 Organising Committee for the Olympic and Paralympic Games

Dear Taekwondo family,

I wish to welcome all competitors, officials, technical officials and WTF members to Rio de Janeiro for the Aquece Rio International Taekwondo Tournament, the taekwondo test event for the Rio 2016 Olympic Games.

With less than one year to go until the Rio 2016 Olympic Games, the taekwondo team, along with rest of the Rio 2016 Organizing Committee and the Brazilian Taekwondo Federation (CBTKD), has eagerly prepared the test event for these Games. This competition is the only opportunity for athletes and teams of all Olympic weight categories to orient themselves with the future Olympic venue, and all Rio 2016 schedules, systems and processes that will be followed for the Olympic Games. The three main objectives of Test Events are to; test the Field of Play ("FOP") and all athlete facilities; train, coordinate and evaluate staff and contractors (if in place) and volunteer performance in an event environment and develop an effective integrated team structure; and evaluate the performance of the technology systems and processes supporting all functional aspects of the venues and the overall Games environment.

Moreover, one of our main goals is to train our national games management team and develop a working relationship with the WTF technical officials. It will be of equally great importance for our workforce to gain the exposure and tangible experience of being involved in such an important international taekwondo event.

Throughout the planning phase, the WTF has been vital in providing invaluable advisory guidance and support.

To the competing athletes, I wish you well in your endeavors. To reach the heights of competitive taekwondo excellence is not an easy task, and you can be reassured that all of our planning, both for this test event and the Rio 2016 Olympic Games, is focused on providing a fair, safe and visually appealing competition environment that maximizes the performance for everyone involved.

Boa Sorte (Good Luck) to all of you.

Yours sincerely,

MARK A. KAUFMANN

Taekwondo Manager

Rio 2016 Organizing Committee for the Olympic Games

Contents

| | |
|---|-----------|
| 1 GENERAL INFORMATION | 4 |
| 1.1 The Competition | 4 |
| 1.2 Key Dates | 4 |
| 1.3 Qualification | 4 |
| 1.4 TEV Standing Procedures | 4 |
| 1.5 Registration | 5 |
| 2 LOGISTICS | 6 |
| 2.1 Accommodations | 6 |
| 2.2 Visas | 8 |
| 2.3 Transport | 8 |
| 2.4 Catering | 10 |
| 3 SCHEDULES | 10 |
| 3.1 Key dates | 10 |
| 3.2 Training & Competition Schedules | 11 |
| 4 VENUE | 12 |
| 3.3 Venue Hours | 12 |
| 5 RULES AND REGULATIONS | 13 |
| 5.1 Competition Rules | 13 |
| 5.2 Clothing and Advertising Regulations | 13 |
| 5.3 Substitution, Disqualification and Withdrawal | 13 |
| 5.4 Doping Control | 13 |
| 5.5 About Rio | 14 |
| 5.6 Website | 16 |
| 5.7 Contact Details | 16 |

1 | GENERAL INFORMATION

1.1 THE COMPETITION

The Aquece Rio International Taekwondo Championships (WTF G1) will be held from 20 to 21 February 2016, at Carioca 1 in the Olympic Park, Rio de Janeiro - RJ, Brasil. The organizers are the Rio 2016 Organizing Committee for the Olympic Games and the Brazilian Taekwondo Federation (CBTKD).

1.2 KEY DATES

- 17 February - Team Arrivals
- 18 February - Head of Team Meeting
- 18-19 February - Training
- 20-21 February - Competition
- 22 February - Team Departures

1.3 QUALIFICATION

In accordance with Article 4: Qualification of Contestant of the WTF Competition Rules, the contestant must be:

CRITERION #1: Holder of the nationality of the participating team.

CRITERION #2: One recommended by the WTF National Taekwondo Association.

CRITERION #3: Holder of the Kukkiwon Poom or Dan Certificate (* A copy of the Poom or Dan certificate should be enclosed when registering for accreditation). In case a contestant has applied for a Kukkiwon Dan certificate but has not received it yet, a copy of the Dan application form and the remittance certificate sent to the Kukkiwon must be enclosed when registering for accreditation. Please refer to the Kukkiwon Web site (www.kukkiwon.or.kr) for more information.)

CRITERION #4: An athlete must be 17 years old in the year 2016. Athletes born on or before December 31st 1999 will be eligible to participate in the tournament.

CRITERION #5: Holder of valid WTF Global Athlete License (GAL). Any questions on the WTF GAL please contact Mr. Kabir Kar, the WTF Global License & Ranking Administration Manager at gmsadmin@wtf.org.

CRITERION #6: Contestant will be invited by the Organizing Committee to compete. Only invited Teams/Athletes will be allowed to enter into the WTF Online Registration System.

1.4 TEV STANDING PROCEDURES

- Rio 2016 will invite the top 16 countries in each of the competing weight categories according to the November 2015 WTF Olympic Ranking.

- The country receives the invite NOT the athlete. Each invited country can register any athlete as long as the athlete meets all criteria and is within the invited weight category.
- Countries with multiple athletes in a weight category will only be invited once. In this case, the selection will move down the Olympic ranking list to the next eligible country.
- The Olympic Games host nation's National Olympic Committee / national federation shall receive four (4) automatic qualified athletes' places. The four Host Country athletes shall be seeded in fourth place. Host Country athletes can be seeded higher if they individually hold an Olympic ranking of 1 to 3 on the 1st of November 2015.

1.5 REGISTRATION

All Athletes and Team officials must first be registered with a WTF Global Athlete License (GAL) or Global Official License (GOL).

ENTRY FEES: There will be no entry fees collected from the participating contestants. The Aquece Rio Tournament is FREE entry for all participants.

REGISTRATION PERIOD: WTF Online Registration will be open for registration from December 1st to 13th January 2016.

TEAM OFFICIALS: Member national association can register online for maximum: one (1) Head of team per country, one (1) manager per team, two (2) coaches per team, one (1) team doctor per team, two (2) trainers per team & MNA officials: three (3) Member National Association (MNA) officials per country & four (4) Member National Association (MNA) Guests can be registered online.

| Team Official | Number per Team |
|---------------|-----------------|
| Head of Team | 1 |
| Team Manager | 1 |
| Coach | 2 |
| Team Doctor | 1 |
| Team Trainer | 2 |
| MNA Official | 3 |
| Guests | 3 |

ACCREDITATION

Rio 2016 will use the registration list to establish the accreditation, including Team Officials and the demand from CBTGD and the WTF.

Rio 2016 will proceed with accreditation distribution to teams on site.

2 | LOGISTICS

2.1 ACCOMMODATIONS

Accommodation and transport costs are the National Federation's financial responsibility. The teams will organize all hotel, transport, shuttles and food (if required) directly with the Alatur agency. Alatur will send to the teams the Hotel Reservation Form and the Transport Form.

To assist the participating national federations with accommodation/meals at the hotels and transport, Rio 2016 has appointed Alatur as the official Rio 2016 Test Events Agency

Please see below the agency contact details:

ALATUR
+55 11 3217 9041 or +55 11 3217 4329
From 09:00 to 18:00 (GMR - 3)

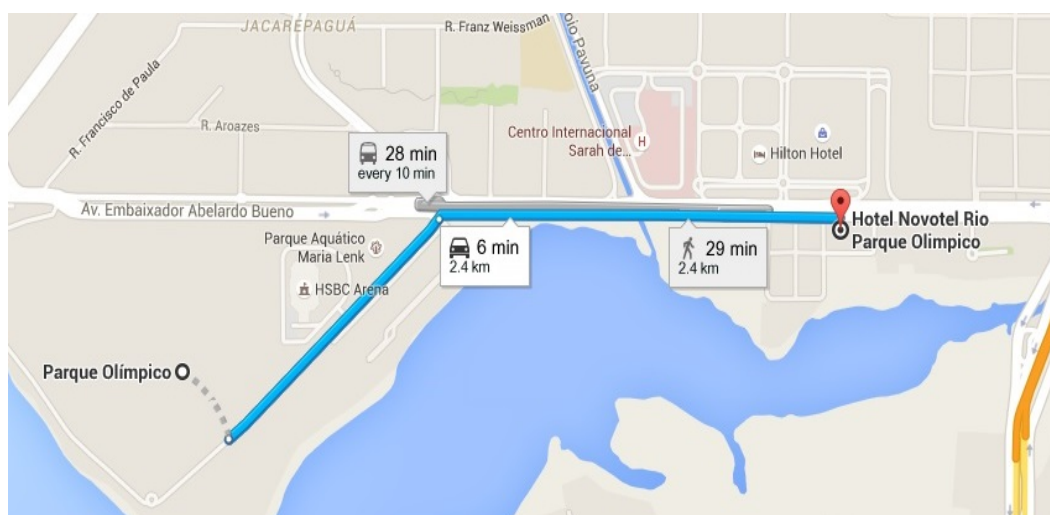
Website: <http://www.alaturjtb.com/en/>

Alatur E-mail: test-events@alatur.com

Important note: Alatur must be contacted only for accommodation and transport purposes. Information about the competition must be forwarded to taekwondo@aquecerio.com

We are pleased to propose two official hotels options close to the venue.


The map below shows the distance between the hotels and the venue:



A) Novotel Parque Olímpico

The Novotel RJ Parque Olímpico is a 4* hotel is next to the Ibis and is located 10 minutes away from Centro de Convenções Rio Centro, 5 minutes away from HSBC Arena, 5 minutes from Olympic Park, 200 meters from Shopping Metropolitano, and 10 minutes away from Barra da Tijuca beach. Also able to offer full board.

<http://www.novotel.com/pt/hotel-8177-novotel-rio-de-janeiro-parque-olimpico/index.shtml>



B) Hilton Barra

The new hotel Hilton Barra Rio de Janeiro is nearby the Olympic Park, restaurants, bars, beaches, night life, malls, and a lot more. With elegant and comfortable rooms, with Wi-Fi and HDTV. Also with a 24hs Gym Center and a swimming pool on the rooftop.

http://www.hiltonhotels.com/pt_BR/brasil/hilton-barra-rio-de-janeiro?WT.srch=1



The table below shows the prices of accommodation:

| Hotels (Prices in Reais-BRL) | Single Room* | Twin Room* | Price per Meals* ² (lunch or dinner) | Approximate price per person, 5 days of room and Transport* ³ |
|---------------------------------|--------------|------------|--|--|
| HILTON BARRA | R495,00 | R495,00 | R90,00 | SINGLE: R\$ 2918,00 TWIN: R\$ 1680,50 |
| NOVOTEL PARQUE OLIMPICO | R\$ 430,00 | R\$ 495,00 | R\$ 80,00 | SINGLE: R\$ 2595,00 TWIN: R\$ 1680,50 |

*Prices per room and per day, with breakfast included. 5% tax of ISS is not included.

*²Prices per meal and per person. 10% tax is not included.

*³Estimated prices per person, considering 5 nights at hotel, transfer in/out from International Airport and 5 days of shuttle to/from hotel to venue. Please contact Alatur to confirm the rates. Taxes not included.

PAYMENT POLICY FOR ACCOMMODATION

The 100% deposit of the total amount for hotel accommodation should be paid by 30 days before the check in date. Accommodation cannot be guaranteed, nor at the above quoted rates beyond this deadline. A balance invoice will be issued after payment.

2.2 VISAS

Rio 2016 has developed a thorough Visa Programme that will also cover those participating in all Test Events.

Some passport holders do not require visas to enter Brazil; however, passports must be valid for at least six months and a return ticket and proof of sufficient funds may be requested on arrival. Tourists will be admitted for a stay of up to 90 days which is extendable, at the discretion of the Federal Police, for a further 90 days.

For all the participants that are nationals from countries who need a visa to enter Brazil (please check the page 27 of the guide available on <http://www.aquecerio.com/taekwondo2016>), Rio 2016 will provide introduction letters that must be submitted with the visa application at the chosen Brazilian Consulate/Embassy abroad. To request an Invitation Letter, please send an email to taekwondo@aquecerio.com with a list of the applicants, including their full names (as per their passports), passport numbers, and dates of birth, country and city where the visa will be made.

Prior to making arrangements for your travel, we recommend you check the Rio 2016 Visa and Work Permit Guide attached. In this document you will find information on which type of Visa you will need to have. You will also be able to find instructions on how to apply for your visa.

It is also important to be aware of the time frame for issuing a Visa to Brazil will depend on the country where the participant is applying. Please check the website of the chosen Brazilian Consulate or Embassy for further information on turnaround times.

2.3 TRANSPORT

The official Rio 2016 Test Events Agency Alatur will propose transport from/to Rio de Janeiro Airport and a Shuttle service between the Official Hotel and the Competition Venue.

Airport Transfer includes a Meet and Greet service with English-speaking coordinators at the International Airport Arrivals to personally welcome Rio 2016 clients with a specific name board and escort them to the transfer to the hotel.

Hotel-Venue-Hotel Shuttle includes English-speaking coordinators at the official hotel and venue to assist with boarding, advice on timings and manage the drivers.

PAYMENT POLICY FOR TRANSPORT

The 100% deposit of transport amount should be paid by 15 days before the event. After this deadline Alatur cannot guarantee the transport, nor the above quoted rates.

GETTING AROUND RIO

Metro

Rio's subway system links five different suburban locations to downtown Rio, and an extension is being built to connect Rio with Barra. All trains are air conditioned. You can visit the Rio 2016 Organising Committee by taking line 1 and getting off at Estácio station. Rio 2016 offices are located across the road from the station on Rua Ulysses Guimarães. A single fare can cost between R\$3.50 or R\$4.55 for Metro+bus depending on the destination. You can buy a pre-paid card at any station. Please be aware the subway system only accepts cash.

Metro Rio website: www.metrorio.com.br

Online maps: www.metrorio.com.br/VadeMetro/Mapas

Tourism Transport Website: <http://www.rioguiaoficial.com.br/informacoes-turisticas/transportes>

Buses

Bus fares vary according to route and bus type and are displayed on the front windscreen of the buses. A conventional bus fare is R\$3.00 and must be paid in cash when you board the bus (make sure you have small change!). There are also air-conditioned coach buses for longer distances, with fares between R\$9.25 and R\$13.75. Please refer to this website which will inform you about bus schedules and routes in English <http://www.vadeonibus.com.br/en/home>

Taxis

Rio taxis are generally reliable and fall into two categories: Yellow Taxis and Radio Taxis.

Yellow taxis run on a meter and can be found all over the city. Do not agree on pre-paid deals with yellow taxis as they are illegal.

Radio taxis are 30 per cent more expensive but generally safer, larger and air-conditioned. They may be white, blue or red. Call one of the companies providing this kind of service and tell them where to pick you up, where to drop you off, and at what time. Some radio-taxis charge by the meter, others charge flat rates. Ask for all details first. We suggest that you ask your hotel or a local Portuguese-speaking contact you may have to assist you with this as they do not usually speak English, and they will ask for a local telephone number to confirm.

Radio Taxi phone numbers:

Aerocoop: 3078-5050

Aerotaxi: 2467-7408

Central taxi: 2195-1000

Cooparioca: 2518-1818

JB taxi: 2178-4000

Accessible taxis:

Coop Taxi: 3295-9606

Taxi Apps that are widely used in Rio:

Easy Taxi -

<https://play.google.com/store/apps/details?id=br.com.easytaxi&hl=en>

99 Taxi - <https://play.google.com/store/apps/details?id=com.taxis99&hl=en>

2.4 CATERING

Teams are responsible for their own catering.

Arrangements (a food concession with hot buffet and a bar with snacks, sandwiches, beverages, etc.) will be organized at the venue for the teams to purchase lunch.

Refreshment (water, cereal bars, fruit) for athletes will be offered free of charge by Rio 2016. There is an option to have lunch and/or dinner at the hotel (full board option), if required, when booking accommodation via Alatur.

Only processed products labelled (product name, list of ingredients, weight, CNPJ, lot identification, expiration date) and not requiring refrigeration may be brought to Venue. Examples of products: cereal bar, cookies and nuts.

Anyway Rio de Janeiro Health Agency (Subvisa) has full autonomy to oversee, rule and notify any process non-compliant. The Rio2016 has responsibility for any food product within the Venue.

3 | SCHEDULES

3.1 KEY DATES

| Actions | Start Date | End Date |
|---------------------------------|-------------|-------------|
| Athletes Invitation | 1 Dec 2016 | 15 Dec 2016 |
| Athletes Registration | 1 Dec 2016 | 13 Jan 2016 |
| Team Arrivals in Rio | 17 Feb 2016 | 17 Feb 2016 |
| Team Training | 18 Feb 2016 | 19 Feb 2016 |
| F -49kg and M -58kg Weigh In | 19 Feb 2016 | 19 Feb 2016 |
| F -49kg and M -58kg Competition | 20 Feb 2016 | 20 Feb 2016 |
| F -57kg and M +80kg Weigh In | 20 Feb 2016 | 20 Feb 2016 |
| F -57kg and M +80kg Competition | 21 Feb 2016 | 21 Feb 2016 |

3.2 TRAINING & COMPETITION SCHEDULES


| DATE | 17/02/2016 | 18/02/2016 | 19/02/2016 | 20/02/2016 | 21/02/2016 | 22/02/2016 |
|-------------------|------------------------------------|---|----------------------------------|---|----------------------------|--|
| HOUR | | | | | | |
| 09:00 | Arrival of Teams / ITO /NTO and IF | TRAINING Head of Team Meeting and Draw | TRAINING | Preliminary Matches Weigh-in (10:00 to 12:00) Male (+80) Female (-57) | Preliminary Matches | Departure of Teams and Technical Officials |
| 10:00 | | | Weigh-in Male (-58) Female (-49) | | | |
| 11:00 | | | | | | |
| 12:00 | | | | | | |
| 13:00 | | | | | | |
| 14:00 | | | TRAINING | Lunch 13:00 to 14:30 | Lunch 13:00 to 14:30 | |
| 15:00 | | | | | | |
| 16:00 | | | | Quarterfinals & Semifinals | Quarterfinals & Semifinals | |
| 17:00 | | | | | | |
| 18:00 | | | | | | |
| 19:00 | | | | Repechage | Repechage | |
| 20:00 | | | | | | |
| AWARDING CEREMONY | | | | | | |
| DATE | 17/02/2016 | 18/02/2016 | 19/02/2016 | 20/02/2016 | 21/02/2016 | 22/02/2016 |
| HOUR | | | | | | |
| 20:00 | | | | Bronze Medal | Bronze Medal | |
| 21:00 | | | | | | |
| 21:00 | | | | Gold Medal | Gold Medal | |
| 22:00 | | | | | | |
| 22:15 | | | | Awards Ceremony | Awards Ceremony | |
| 22:30 | | | | | | |

- Please visit the Aquece Rio website for the most up to date schedule
<http://www.aquecerio.com/taekwondo/>

4 | VENUE

Carioca Arena 1

Taekwondo



3.3 VENUE HOURS

18 -21 February Venue Open - 07:00hrs.
 Venue Closes - 23:30hrs.

5 | RULES AND REGULATIONS

5.1 COMPETITION RULES

Current WTF Competition Rules shall be applied.

5.2 CLOTHING AND ADVERTISING REGULATIONS

WTF-RECOGNIZED TAEKWONDO UNIFORM (DOBOK) AND PROTECTIVE EQUIPMENT

1. Protector and Scoring System (PSS) will be used for the Championships.
2. Participating contestants are required to wear WTF-recognized dobok and WTF-recognized protective equipment. The latest version of WTF-recognized manufacturers' list is available at the website of WTF
3. (<http://www.worldtaekwondofederation.net/recognized>).
4. The Organizing Committee will provide Protector and Scoring System (PSS) to the participating contestants.
5. Participating contestants are required to bring their own groin guards, mouthpieces, gloves, and shin and forearm guards and Daedo Sensing Socks for their personal use.
6. Before entering the field of play, all contestants will proceed to the First Call Room for inspection of their dobok and protective equipment. Any contestant who wears unofficial dobok or protective equipment will not be permitted to compete.
7. IDENTIFICATION OF NOC CODE AND MANUFACTURER
 - a. National flag shall be located between 3cm and 3.4cm below the right shoulder line of upper garment.
 - b. NOC Code is a three-letter National Olympic Committee abbreviation, and it shall be printed at the back in black and centered at 5cm or higher from the bottom line of the upper garment within the size of 30cm width x 12cm height. The font of the letters shall be in bold "Verdana".
 - c. Manufacturer's identification (name, designation trademark, logo or any distinctive sign of the manufacturer) shall be located one per garment within 20cm² except at the location of the WTF logo.

5.3 SUBSTITUTION, DISQUALIFICATION AND WITHDRAWAL

ATHLETE REPLACEMENT: Late replacement due to injury shall be handled case by case.

5.4 DOPING CONTROL

The WTF Anti-Doping Rules shall apply at all WTF competitions.

Athletes that require a TUE (Therapeutic Use Exemption) in order to take a substance listed on the World Anti-Doping Code Prohibited List for therapeutic purposes, are requested to submit their TUE applications on ADAMS (www.adams.wada-ama.org) and notify the WTF Anti-Doping Coordinator at marcoienna@wtf.org, no later than January 20, 2016.

For more information, please refer to the WTF website: http://www.wtf.org/wtf_eng/site/anti_doping/06_therapeutic_use_exemptions.html

The latest version of the Prohibited List can be found on the WADA (World Anti-Doping Agency) website: <https://www.wada-ama.org/en/resources/science-medicine/prohibited-list>

To receive an ADAMS login, please contact your National Anti-Doping Organization (NADO) or the WTF Anti-Doping Coordinator at marcoienna@wtf.org.

5.5 ABOUT RIO

Rio is a picture-postcard city, with lush green mountains, lakes, blue-green ocean and miles of white sandy beaches. It is the home of the Sugarloaf Mountain, the Maracanã stadium, Guanabara Bay and the overlooking Christ the Redeemer statue. It is no wonder it is known as the 'Marvellous City'. The friendliness of the cariocas (as Rio locals are known) can be witnessed in the streets, bars and at the beach.

The former-capital of the Brazilian empire, Rio de Janeiro is located in the state of the same name in the south-eastern strip of Brazil's Atlantic coast. It is the most visited southern hemisphere metropolis. In January 1502, the second exploratory expedition by the Portuguese, led by Captain Gaspar de Lemos, reached Guanabara Bay. The legend holds that he entered Guanabara Bay, thinking it was a river, so he named it Rio de Janeiro (River of January).

TOP TIPS

Iconic Sights: Sugarloaf Mountain, Christ the Redeemer, Maracanã, Arches of Lapa, Selaron stairs

Beaches: Ipanema, Leblon, Grumari, Copacabana

Walks: Botanical Gardens, Lagoa, Santa Teresa, Parque Nacional da Tijuca

Food and Drink: Ipanema and Leblon

Nightlife: Lapa

Airports in Rio de Janeiro

International flights to Rio de Janeiro arrive at Antônio Carlos Jobim International Airport (GIG) or 'Galeão', as it is popularly known. This is the official port of entry during the Olympic and Paralympic Games. Depending on your airline, you may connect through São Paulo which will add at least three hours to your journey, including the stopover.

Antônio Carlos Jobim International Airport (GIG)

Avenida 20 de Janeiro, Ilha do Governador

Rio de Janeiro, RJ

Phone: +55 21 3398 5050

Distance from downtown Rio: 20 kilometres

Santos Dumont Airport (SDU)
Praça Senador Salgado Filho
Rio de Janeiro, RJ
Phone: +55 21 3814 7070
Location: Guanabara Bay

Getting to and from the airports

At **Galeão International Airport**, you can use a regular **yellow taxi**, such as Aerotaxi (+55 21 3398 3163) or Aerocoop (+55 21 3398 3691), or a slightly more expensive but safer **radio taxi**, for which you pay a set fee at the airport. Radio taxi booths can be found as you exit customs. Please see the below section on taxis for more information.

Shuttle Rio (+55 21 7842 2490, www.shuttlerio.com.br/home/en) provides air-conditioned vans connecting Galeão International Airport to a number of hotels in the Southern zone and Barra da Tijuca.

At **Santos Dumont Airport**, taxi companies available include Transcoopass Rádio Táxi (www.transcoopass.com.br), Transcootour (+55 21 2590 2300) or Coopataxi (www.coopataxi.com.br).

Real Auto Bus (www.realautoonibus.com.br) provides buses to and from both airports to the centre, Southern zone of Rio and Barra.

Security

Rio de Janeiro is working hard to improve its reputation as a city with a high crime rate. In recent years, police protection has improved significantly, particularly in Zona Sul (Copacabana, Ipanema, Jardim Botânico, Lagoa, Leblon, and Gávea) and Barra da Tijuca.

Today, although the likelihood of experiencing crime in Rio has diminished, it still exists. Much of the crime that occurs is opportunistic crime, meaning that criminals focus on those they consider easy or high-value targets.

Visitors to Rio can greatly minimise the risk of being targeted by petty criminals by following a few common sense rules. Please note that while the following tips may sound alarmist, they could apply to any big city in the world.

Security tips for visitors:

GENERAL RECOMMENDATIONS

Like any major international city:

- Do not expose cash or valuables that may draw attention
- Do not carry large amounts of money
- Be always aware to everything around
- Never try to resist in case of criminal approach
- The Installation Safety Manager must be informed of all situations, even if they occur outside the installation
- The police phone number: 190

WHEN DRIVING

- Keep doors always locked and windows closed or minimally opened
- Do not take a course that you do not know. Do not rely solely on GPS. The ideal is to take only main roads, with lot of movement.
- By getting involved in a small accident or any problem with the car, do not stop immediately. If another vehicle is involved, signal that you will drive to a police station or busy place.
- Do not stop to help someone at night or in places place with few people. Call the police and give guidance on the place of occurrence.

PARKING THE CAR

- Plan your arrival and departure time. After that, decide where you will park.
- Prefer the paid parking lots. Leaving the car on the street is always more dangerous.
- Always remove the ignition key and keep it with you, even if just stands for a moment.
- Never stay inside the car when parked.
- Do not leave valuables exposed inside the car, keep it all before parking.

Police officers in the street try to be helpful, but most do not speak other languages. If you need to report something stolen for insurance purposes, go directly to the tourist police.

Emergencies

In case of robberies, contact the Tourist Police (open 24 hours):

DEAT - Delegacia Especial de Apoio ao Turismo:

Rua Afrânio de Melo Franco, 159 - Leblon
+55 21 2332 2924

5.6 WEBSITE

The official website of the Aquece Rio International Taekwondo Tournament is:
<http://www.aquecerio.com/taekwondo/>

5.7 CONTACT DETAILS

For any questions, please contact: Mark Kaufmann - Rio 2016 Taekwondo Sport Manager, Email - taekwondo@aquecerio.com

This contact should be used solely by National Federations in matters relating to the Aquece Rio International Taekwondo Tournament. In this respect, please do not hesitate to use it. Any other subject relating to the Rio 2016 Olympic or Paralympic Games must be directed through the relevant NOC/NPC contact.

